




SHAKER DOORS

Plastpro's Shaker-Style models balance classic Craftsman design with modern, minimalist simplicity. These elements are seen in original Shaker furniture and architecture from the mid-1800s. We provide a refreshing take on a timeless classic, with the assurance and quality of a Plastpro door.

Our doors are made from fiberglass, allowing them to share the natural inspiration and curb appeal of traditional wood doors, but last longer and require less maintenance. The Shaker-Styles straightforward design with clean lines surrounded by a raised square frame showcases the beauty a clean, minimal, and modest style offers. Our Shaker Doors are offered in both fir and smooth skins that add a soft, simple tone to your front porch while maintaining its modern appeal. They are simple, basic, yet beautiful. We offer many designs in our shaker family including: 1-panel, 2-panel, 3-panel, and 5-panel.



FIR GRAIN



SMOOTH FINISH













AVAILABLE DOORS - FIR

<p>6'8"</p>  <p>2'8" • 2'10" • 3'0"</p> <p>DRF1K</p> 	<p>6'8"</p>  <p>2'8" • 2'10" • 3'0"</p> <p>DRF2K</p> 	<p>6'8"</p>  <p>2'8" • 2'10" • 3'0"</p> <p>DRF3F</p>	<p>8'0"</p>  <p>3'0" • 3'6"</p> <p>DRF3F80</p> 	<p>6'8"</p>  <p>3'0"</p> <p>DRF3SL</p> <p>LowE 272</p>	<p>8'0"</p>  <p>3'0"</p> <p>DRF3S80L</p> <p>LowE 272</p>	<p>6'8"</p>  <p>2'8" • 2'10" • 3'0"</p> <p>DRF3J</p> 	<p>6'8"</p>  <p>2'8" • 2'10" • 3'0"</p> <p>DRF50</p> 
--	--	--	--	---	---	--	--

AVAILABLE DOORS - SMOOTH

<p>6'8"</p>  <p>2'8" • 2'10" • 3'0"</p> <p>DRS1K</p>  	<p>8'0"</p>  <p>2'8" • 2'10" • 3'0"</p> <p>DRS1K80</p> 	<p>6'8"</p>  <p>2'8" • 2'10" • 3'0"</p> <p>DRS2K</p>  	<p>8'0"</p>  <p>2'8" • 2'10" • 3'0"</p> <p>DRS2K80</p> 	<p>6'8"</p>  <p>2'8" • 2'10" • 3'0"</p> <p>DRS3F</p> 	<p>8'0"</p>  <p>3'0" • 3'6"</p> <p>DRS3F80</p> 	<p>6'8"</p>  <p>3'0"</p> <p>DRS3SL</p> <p>LowE 272</p>	<p>8'0"</p>  <p>3'0"</p> <p>DRS3S80L</p> <p>LowE 272</p>	<p>6'8"</p>  <p>2'8" • 2'10" • 3'0"</p> <p>DRS3J</p> 	<p>6'8"</p>  <p>2'8" • 2'10" • 3'0"</p> <p>DRS50</p>  
--	--	--	--	--	--	---	---	--	--

AVAILABLE SIDELITES

<p>1'0" • 1'2"</p>  <p>SLF3S</p>	<p>8'0"</p>  <p>1'0" • 1'2"</p> <p>SLF3S80L</p>	<p>6'8"</p>  <p>1'0" • 1'2"</p> <p>SLF3SL</p> <p>LowE 272</p>	<p>6'8"</p>  <p>1'0" • 1'2"</p> <p>SLF3FL</p> <p>LowE 272</p>	<p>8'0"</p>  <p>1'0" • 1'2"</p> <p>SLF3S80L</p> <p>LowE 272</p>	<p>6'8"</p>  <p>1'0" • 1'2"</p> <p>SLF0J</p>	<p>6'8"</p>  <p>1'0" • 1'2"</p> <p>SLS3S</p>	<p>8'0"</p>  <p>1'0" • 1'2"</p> <p>SLS3S80L</p>	<p>6'8"</p>  <p>1'0" • 1'2"</p> <p>SLS3SL</p> <p>LowE 272</p>	<p>6'8"</p>  <p>1'0" • 1'2"</p> <p>SLS3FL</p> <p>LowE 272</p>	<p>8'0"</p>  <p>1'0" • 1'2"</p> <p>SLS3S80L</p> <p>LowE 272</p>
--	---	---	---	---	--	---	---	---	---	---

 20 MIN FIRE RATED
  10" BOTTOM RAIL
  IN STOCK
  EXTENDED LEAD TIME

